

4107 Velocity was tested and met the following flammability requirements:

ASTM E 84 Unadhered Class A
CAN/ULC-S102
UL Listed



REPORT NUMBER: 100328435SAT-001A
ORIGINAL ISSUE DATE: February 28, 2011
REVISED DATE:

EVALUATION CENTER
Intertek Testing Services NA Inc.
16015 Shady Falls Road
Elmendorf, TX 78112

RENDERED TO

Designtex
357 County Avenue
Secaucus, NJ 07094

Report of Testing "Decibel 4108" for compliance with the applicable requirements of the following criteria: ASTM E84-10b TEST FOR SURFACE BURNING CHARACTERISTICS OF BUILDING MATERIALS (UL 723, UBC 8-1, NFPA 255)

TEST REPORT

ABSTRACT

Specimen I. D. **"Decibel 4108"**

Test Standard: ASTM E84-10b TEST FOR SURFACE BURNING
CHARACTERISTICS OF BUILDING MATERIALS (UL
723, UBC 8-1, NFPA 255)

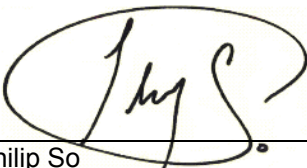
Test Date: February 16, 2011

Client: Designtex

Test Results:


FLAME SPREAD INDEX	0
SMOKE DEVELOPED INDEX	95

This report is for the exclusive use of Intertek's Client and is provided pursuant to the agreement between Intertek and its Client. Intertek's responsibility and liability are limited to the terms and conditions of the agreement. Intertek assumes no liability to any party, other than to the Client in accordance with the agreement, for any loss, expense or damage occasioned by the use of the report. Only the Client is authorized to copy or distribute this report and then only in its entirety. Any use of Intertek name or one of its marks for the sale or advertisement of the tested material, product or service must first be approved in writing by Intertek. The observations and test results in this report are relevant only to the sample tested. This report by itself does not imply that the material, product, or service is or has ever been under an Intertek certification program.


Philip So
Engineer

February 28, 2011

Reviewed and approved:


Servando Romo
Project Manager

February 28, 2011

I. INTRODUCTION

This report describes the results of the ASTM E84-10b TEST FOR SURFACE BURNING CHARACTERISTICS OF BUILDING MATERIALS a method for determining the comparative surface burning behavior of building materials. This test is applicable to exposed surfaces, such as ceilings or walls, provided that the material or assembly of materials, by its own structural quality or the manner in which it is tested and intended for use, is capable of supporting itself in position or being supported during the test period.

The purpose of the method is to determine the relative burning behavior of the material by observing the flame spread along the specimen. Flame spread and smoke density developed are reported, however, there is not necessarily a relationship between these two measurements.

“The use of supporting materials on the underside of the test specimen may lower the flame spread index from that which might be obtained if the specimen could be tested without such support... This method may not be appropriate for obtaining comparative surface burning behavior of some cellular plastic materials... Testing of materials that melt, drip, or delaminate to such a degree that the continuity of the flame front is destroyed, results in low flame spread indices that do not relate directly to indices obtained by testing materials that remain in place.”

This test method is also published under the following designations:

NFPA 255

UL 723

UBC 8-1

This standard should be used to measure and describe the properties of materials, products, or assemblies in response to heat and flame under controlled laboratory conditions and should not be used to describe or appraise the fire hazard or fire risk of materials, products, or assemblies under actual fire conditions. However, results of this test may be used as elements of a fire risk assessment which takes into account all of the factors which are pertinent to an assessment of the fire hazard of a particular end use.

II. PURPOSE

The ASTM E84 (25 foot tunnel) test method is intended to compare the surface flame spread and smoke developed measurements to those obtained from tests of mineral fiber cement board and select grade red oak flooring. The test specimen surface (18 inches wide and 24 feet long) is exposed to a flaming fire exposure during the 10 minute test duration, while flame spread over its surface and density of the resulting smoke are measured and recorded. Test results are presented as the computed comparisons to the standard calibration materials.

The furnace is considered under calibration when a 10 minute test of red oak decking will pass flame out the end of the tunnel in five minutes, 30 seconds, plus or minus 15 seconds. Mineral fiber cement board forms the zero point for both flame spread and smoke developed indexes, while the red oak flooring smoke developed index is set as 100.

III. TEST PROCEDURE

The tests were conducted in accordance with the procedures outlined in the ASTM E84. The specimens are placed directly on the tunnel ledges. As required by the standard, one or more layers of 0.25 inch thick reinforced concrete board are placed on top of the test sample between the sample and the tunnel lid. After the test, the samples are removed from the tunnel, examined and disposed of.

IV. REVISION SUMMARY

DATE	SUMMARY

V. DESCRIPTION OF TEST SPECIMENS

Date Received:	2/11/2011
Date Prepared:	2/16/2011
Conditioning (73°F & 50% R.H.):	5 days
Specimen Width (in):	24
Specimen Length (ft):	24
Specimen Thickness (in):	0.02
Material Weight:	N/A
Total Specimen Weight (lbs):	2.42
Adhesive or coating application rate:	N/A

Mounting Method:

The specimen was supported on wire laid over 0.25 inch diameter rods. This specimen was the same on both sides.

Specimen Description:

The specimen was described by the client as "Decibel represents Gravity 4106 and Velocity 4107. 72% Post industrial Recycled Polyester, 28 Post consumer recycled polyester, 66" wide 15.04 oz/lin yd."

The specimen consisted of (3) 8-ft. long x 24-in. wide x 0.02-in. thick polyester material.

The product was received by our personnel in good condition.

VI. TEST RESULTS & OBSERVATIONS

The test results, computed on the basis of observed flame front advance and electronic smoke density measurements are presented in the following table.

Test Specimen	Flame Spread Index	Smoke Developed Index
"Decibel 4108"	0	95

The data sheets are included in Appendix A. These sheets are actual print-outs of the computerized data system which monitors the tunnel furnace, and contain all calibration and specimen data needed to calculate the test results.

VII. OBSERVATIONS

During the test, the specimen was observed to behave in the following manner.

Time (min:sec)	Observations
0:02	Steady ignition
0:03	Melting was observed
0:08	Flaming droplets were observed
7:03	Floor flames were observed

After the burners were turned off, a 60-second after flame was observed.

After the test, the specimen was observed to be damaged as follows:

Distance (FEET)	Damage Descriptions
0 – 10	Specimen was melted to the tunnel floor
10 – 18	Discolored
18 – 24	Light discoloration

APPENDIX A

ASTM E84 DATA SHEETS

TEST RESULTS

FLAMESPREAD INDEX: 0

SMOKE DEVELOPED INDEX: 95

SPECIMEN DATA . . .

Time to Ignition (sec): 2

Time to Max FS (sec): 0

Maximum FS (feet): 0.0

Time to 980 F (sec): Never Reached

Time to End of Tunnel (sec): Never Reached

Max Temperature (F): 511

Time to Max Temperature (sec): 576

Total Fuel Burned (cubic feet): 50.41

FS*Time Area (ft*min): 0.2

Smoke Area (%A*min): 81.8

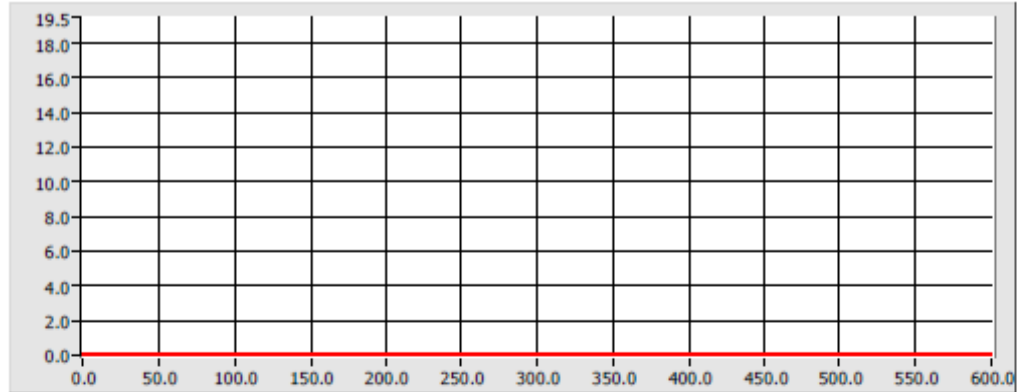
Unrounded FSI: 0.1

CALIBRATION DATA . . .

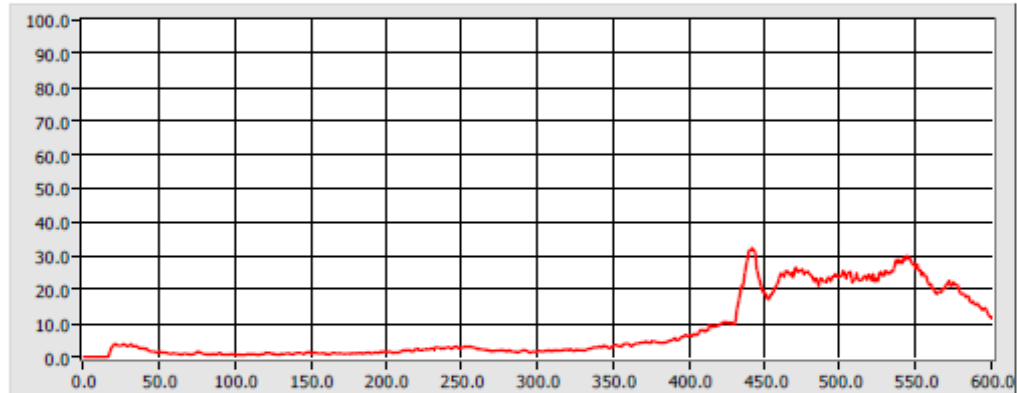
Time to Ignition of Last Red Oak (Sec): 55.0

Red Oak Smoke Area (%A*min): 86.4

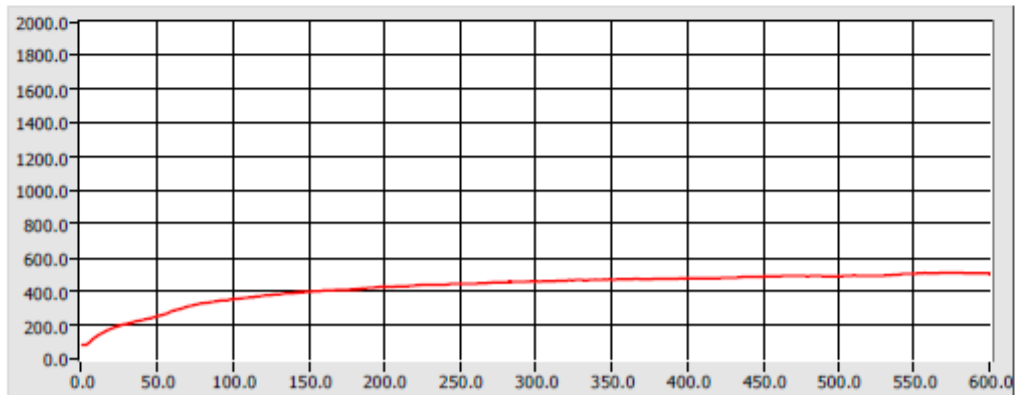
FLAME SPREAD (ft)



Smoke (%A)



Temperature (°F)



Time (sec)

600